

**#435 One Stone on Top of Boulder**

Thin flat stone slab  
Base stone: 3' H x 4' L  
Stone size: 12" W x 12" L x 3" Thick



**#436 Three Stones on Top of Boulder in Depression**

Base stone: 3' H x 4' W x 6' L  
Stone sizes: Large, medium



**#437 Split Wedge Cairn with Stone Cover**

One stone wedged in split  
One stone – flat slab across top of split  
One stone on one side of base stone  
Cairn: 1 ½' H x 1 ½' W x 2' L  
Stone sizes: Extra large, large, medium





**#438 Five Stones on Top of Boulder & One Stone Attached**

Base stone: 2 ½' H x 3' W x 4' L  
Stone sizes: Large, medium, small



**#439 Duplicate of 43B**

**#440 Double Boulder Split Stone Cairn**

Cairn: 1' H x 2' W x 3' L  
One stone on top  
Stone size: Large



**#441 Duplicated of 43A**

**#442 One Stone on Top of Boulder**

Base stone: 1 ½' W x 1 ½' L  
Stone size: 1' L x 6" H





**#443 Single Layer of Stones on Top of Boulder**

Cairn: 2' W x 2' L

Stone sizes: Two large stones, 6 medium & small stones



**#444 Four Stones on Top of Boulder**

Base stone 2 ½' H x 4' W x 8' L

Stone sizes: Large, medium






**#445 Three separate cairns on one boulder**

**A - One Stone Attached to Boulder (?)**

Stone size: Medium



**B - Three or Five Stones on Top of Boulder**

Stones sizes: Medium



**C - Nine Stones on Top Boulder**

Stones sizes: Medium, small

Base stone: 2' H x 3' W





**#446 Two Stones on Top of Boulder**  
Stone sizes: Large, medium



**#447 Mound Attached to Boulder with Propped Rectangular Stone Slab**

Feature: Upright rectangular slab is angled upwards half ways to a standing stone position

Cairn: 2' H x 3' W x 4' L

Stone sizes: Large, medium





**#448 Multi-Component Cairn (4 Parts)**

**A - Three Stones on Top of Boulder**

Stone sizes: Large



**B - Several stones inside two splits**

Stone sizes: Medium, small



**C - Several stones on narrow ledge**

Stone sizes: Large, medium, small





**#448 (Continued)**

**D - Rock Stack Attached to Boulder**

Size: 12" H x 12" W x 14" L

Stone sizes: Large, medium



**#449 Five Stones on Top of Split Stone**

Split is very narrow, no stones inside  
Stones on top: Two extra large & extra long, One large, Two small  
Base stone: 2' H x 2' W x 8 1/2' L



**#450 One Stone on Top of Boulder**

Base stone: 1' W x 2' L

Stone size: Large





## #451 Open-End/Closed-End on Top of Boulder & Other Features

### A - Open-End/Closed-End on Top of Boulder

Cairn: 2 ½' H x 14' L x 15' L

Triangular shaped with two vertical walls extending outward in a V

Stone sizes: Large, medium, small



### B - Multi-Stone, Non-Mound on Top Boulder

Sub-cairn on lower, outer corner

Cairn: 2' H x 2' W x 4' L

Stone sizes: Large, medium



### C - Possible Two Stones in Split

Location not shown, only close up





**#451 (continued)**

**D - Small Mound with Tail Attached to Boulder**

Location not shown, only close up

Feature: Upright triangular stone

12" x 12" x 12"

Cairn: 1' H x 2' W x 4' L

Stone sizes: Large, medium, small



**#452 Four Stones on Top of Boulder**

Cairn: 16" H x 2' W x 3' L

Stone sizes: Large, medium



**#453 Multi-Stone, Non-Mound Attached to/on Top of Boulder**

Cairn: 18" H x 2' W x 3' L

Stone sizes: Large, medium, small





**#454 Single/Double Layer on Top of Boulder Trails to Ground**

Base stone: 2' H x 3' W x 6' L  
Trails to Ground  
Stone sizes: Extra large, large, medium, small



**#455 Split Stone Cairn**

Stones in split spill out over top of one side  
Cairn: 18" H x 4' W x 5' L  
Stone sizes: Large, medium, small



**#456 Open-End/Closed-End on Top of Boulder & One Stone Attached to Boulder**

Base stone: 2' H x 3' W x 7' L  
Stone sizes: Large, medium, small





**#457 One Stone on Top of Boulder**

Stone size: Large



**#458 Boulder with two small cairns on top on opposite ends**

A - Five Stones on Top Boulder  
Stone sizes: Large, medium

B - Two Stones on Top Boulder  
Stone size: Medium



**#459 One Stone on Top of Boulder**


Stone size: Large





**#460 Mound on Top of Boulder, One Stone separate on Lower Side**

Base stone: 1' H x 3' W x 6' L  
Stone sizes: Extra large, large, medium, small



**#461 Mound on Top of Boulder & One Stone Attached to Boulder**

Cairn: 1' H x 3' W x 4' L  
Stone sizes: Extra large (attached stone), large, medium, small



**#462 Multi-Stone, Non-Mound Attached to Boulder**

Five stones show  
Cairn: 2' W x 3' L  
Stone sizes: Large, medium





**#463 Multi-Stone, Non-Mound on Top of Boulder & One Stone Attached to Cairn**

One stone wedged in top between two large stones  
Two or three stones in open space underneath two large stones  
One extra large stone slab leans (attached) against cairn  
Cairn: 18" H x 2' W x 3' L  
Stone sizes: Extra large, large, medium, small



**#464 Open-End/Closed-End on Top of Boulder & Potential Attached Cairn**

U shaped wall with small stones in interior mixed in with humus  
Attached cairn: several stones on ground appear to be a cairn,  
Stone laying flat on ground in middle has a Manitou shape, unclear if it is an intended spirit stone



Possible Manitou stone



**#465 Rock Stack on Top of Boulder**

Two stacked stones  
Size: 20" H x 18" W x 2' L  
Stone size: Large



**#466 Four Stones Attached to Boulder**

Three stones lined up side of boulder  
Stone sizes: Large, medium



**#467 Low Vertical Walled with Fill on Top of Boulder**

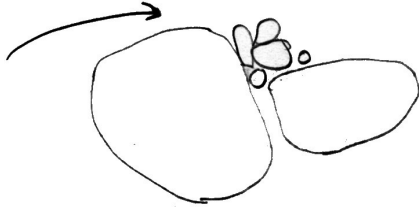
Cairn: 1' x H 3' W x 4' L  
Stone sizes: Large, medium, small





### #468 Split Stone Cairn

Stones in open part of split, see drawing  
Base stone: 1' H x 3' W x 4' L  
Stone sizes: Medium, small



### #469 Split Boulder: Vertical Walled with Fill on Top & Split Filled with Stones

Cairn: 3 ½' H x 6' W x 8' L  
Stone sizes: Extra large, large, medium, small



### #470 Open-End/Closed-End on Top of Boulder

Cairn: 2 ½' H x 3' W x 6' L  
Stone sizes: Large, medium, small





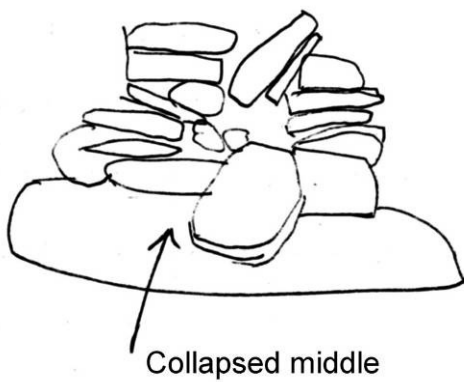
**#471 Multi-Stone, Non-Mound on Top of Boulder**

Cairn: 3' H x 3' W x 3' L  
Stone sizes: Large, medium



**#472 Open-End/Closed-End (Rock Stacked-Vertical Walled)**

Two rock stacks formed the vertical wall with a space between them. One stack collapsed. Opposite side is the open-end.  
Cairn: 3 ½' H x 4' W x 5' L  
Stone sizes: Large, medium, small





**#473 Mound on Ground**

Cairn: 1 ½' H x 6' W x 7' L  
Stone sizes: Large, medium, small



**#474 Mound on Top of Boulder / on Ground**

Mound is partially on a base stone and partially on the ground  
Stone sizes: Large, medium



**#475 Cairn on Ground with Depression**

Stones on outer edge are spread out as in a cairn. Middle has a depression that is heavily covered with leaves no stones show. This is likely a cairn but would need to have the leaves removed to confirm it.

Cairn: 2' H x 7' W x 8' L  
Stone sizes: Large, medium, small





**#476 One Stone on Top of Boulder**


Cairn: 18" H x 2' W x 3' L  
Stone size: Large



**#477 Elongated Cairn with potential Enclosure**

Cairn has an L shape with the narrow side ending on top of a base stone. On opposite side cairn has an extra large boulder in its wall. The open space between the boulder and base stone form the enclosure.

Cairn: 2' H x 3' & 1' W x 10' L  
Enclosure: 2' W x 2' L  
Stone sizes: Extra large, large, medium, small



**#478 Single/Double Layer of Stones on Top of Boulder Trails to Ground**

Cairn: 4 1/2' W x 5' L  
Stone sizes: Large, medium, small





**#479 One Stone on Top of Boulder**

Large square stone slab  
Base stone: 2' W x 3' L  
Stone size: 6" Thick x 1 ½' W x 2' L



**#480 Split Stone with One Stone on Top of Split**

Base stone: 1 ½' W x 2' L  
Stone size: Large (14" W x 18" L)



**#481 Mound on Ground**

Cairn: 2 ½' H x 4' W x 6' L  
Stone sizes: Large, medium, small





**#482 Vertical Wall with Fill on Ground**

Cairn: 1 ½' H x 3 ½' W x 5' L  
Stone sizes: Large, medium, small



**#483 Mound on Ground with Niche**

Small niche  
One triangular stone forms the roof with a second laid flat behind it.  
Triangular symbolism does not appear to be intentional.  
Cairn: 1 ½' H x 3 ½' W x 5' L  
Stone sizes: Large, medium, small



Niche





**#484 Low Mound on Top (Surface Level) of Boulder**

Cairn: 14" H x 2' W x 5' L  
Stone sizes: Medium, small



**#485 Mound on Top of Boulder**

Partial collapse – large slab & smaller stones on side are partially scattered indicating a collapse  
Cairn: 2 ½' H x 2' W x 6' L  
Stone sizes: Large, medium, small



**#486 Five Stones on Top of Boulder & Possibly One Stone Attached**

Large stone on top has a small white quartz stone partially underneath that looks like it was used as a wedge stone.  
Cairn: 2' W x 5' L  
Stone sizes: Large, medium, small  
Attached: a single stone slightly separated (small space) from base stone appears to be part of cairn





### #487 Mound on Top of Boulder

Features: Three small white quartz stones  
Niche? – small opening under a cobble  
stone. Steve thinks it is a niche, I'm not  
convinced it is a feature. See photo 274,  
another stone on right also has a dark  
space underneath it.

Cairn: 2'H x 3' W x 4' L

Stone sizes: Large, medium, small



### #488 Possibly Natural


Several stones surround or lean up against  
a large boulder, they appear natural  
judging by the other naturally scattered  
stones in the area.



### #489 Low Mound on Top of Boulder

Base stone: 18" H x 3' W x 6' L

Stone sizes: Large, medium, small





**#490 Open-End/Closed-End on Ground**

Cairn: 2' H x 3 ½' W x 4' L

Stone sizes: Large, medium, small



**#491 Four Stones on Top of Boulder & Low Mound Attached**

Base stone: 2' H x 8' L

**A - Four stones on top: three large stones and one small stone**

**B - Mound attached**

3' W x 4' L

Stone sizes: Large, medium



**#492 Multi-Stone, Non-Mound on Top of Boulder & Three Stones Attached to Boulder**

Cairn: 2 ½' H x 2' W x 4' L

Stone sizes: Large, medium, small





**#493 Mound on Top of Boulder**

Cairn: 18" H x 2' W x 3' L  
Stone sizes: Large, medium, small



**#494 Seven Stones on Top of Boulder**

Stone sizes: Large, medium



**#495 One Stone on Top of Boulder**

Stone sizes: Large (1' H x 16" W x 18" L)





**#496 Open-End/Closed-End on Ground**

Cairn: 2' H x 4' W x 6' L

Stone sizes: Large, medium, small



**#497 One Stone on Top of Boulder**

Cairn: 14" H x 12" W x 18" L

Stone sizes: Large



**#498 Multi-Stone, Non-Mound on Top of Boulder**

Note: mostly flat stones, mix of large and small stones

Cairn: 3' W x 3' L

Stone sizes: Large, small





**#499 Open-End/Closed-End on Ground**

U shaped

Cairn: 2 ½' W x 4' L

Stone sizes: Large, medium, small



**#500 One Stone Attached to Boulder**

Large square stone slab leans against base stone. Slab was set up in a nearly upright position. Top right corner has an L shape. It may or may not be a feature.

Stone slab: 4" Thick x 1 ½' H x 1 ½' W



**#501 Open-End/Closed-End on Top of Boulder**

Cairn: 2' H x 2' W x 4 ½' L

Stone sizes: Large, medium, small





**#502 Two Stones on Top of Boulder**

Cairn: 1' H x 2' W x 3' L  
Stone sizes: Large



**#503 Single Layer of Stones on Top Boulder & Crescent Shaped Line of Stone on Ground**

Base stone: 3' H x 4' W x 6' L  
Stone sizes on top: Large, medium, small  
Crescent: 2 1/2' L x 1' W, Four stones  
Stone sizes: Large, medium





### #504 Rock Stack Cairn

Partially collapsed from fallen tree  
Cairn: 2' H x 2' W x 3' L  
Stone sizes: Large, medium



### #505 Triple Split Stone

One stone has two thin flat stones wedged into split  
The photo (right) suggests two stones were placed there  
Stone size: Small



### #506 Single Layer of Stones on Top of Boulder

Cairn: 3' W x 3 1/2' L  
Stone size: Medium









### **507 Stone Wall with Multiple Features**

2' H x 4 ½' W x 50' L


Enclosure: 2' H x 2' W x 3 ½' L

Wall starts on top of a narrow elongated outcrop: One stone wide on top ending with short length of a large quantity of tiny and small stones on top. Next is an extra large boulder with a single wide length of wall 3 ½' long that connects to a split stone on the opposite side. The split stone has two stones wedged into the split. The wall segment is attached to the far side of first boulder and split stone creating an integrated enclosure. From that point onward the wall is a double wide wall with small stone fill.

Potential feature on opposite side of wall. Parallel long stones about two feet apart jut out from the elongated outcrop. They do not abut the outcrop. There is a high potential this is a feature: enclosure? spirit portal? It appears to have been altered by man.



507 stonewall 50' L snake head faces brook  
Enclosure 6' L x 2' W x 2 1/2' W aligns 121 WSS-set  
next to enclosure split stone Cairn on left  
on right cairn  
P46 shows wall 54 inches wide  
P53 " 42" high - with "face" ?



End of head - one stone wide P031 + 032

At end of outcrop - short segment w/ ex lg boulder P035

Next it becomes a double wide wall - P034

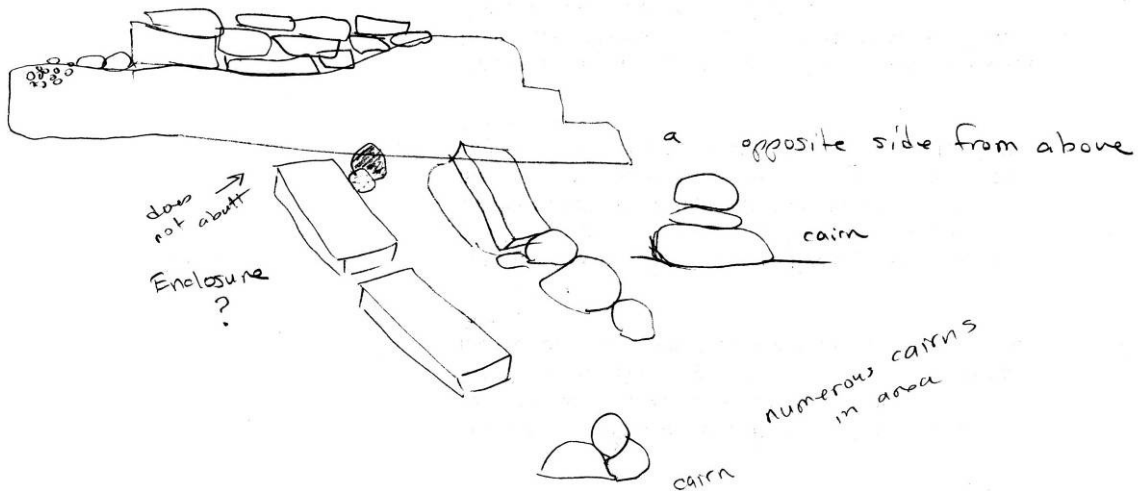
up to <sup>2</sup> ex lg boulders w/ a gap between them P040

filled w/ stones "1 stone wide", next photo shows

location  
in wall  
not specified

→ a pile of tiny stones on top of a boulder - P042

P46 shows 54" width of double wall



Sketch of beginning of the wall at the outcrop and parallel stones feature

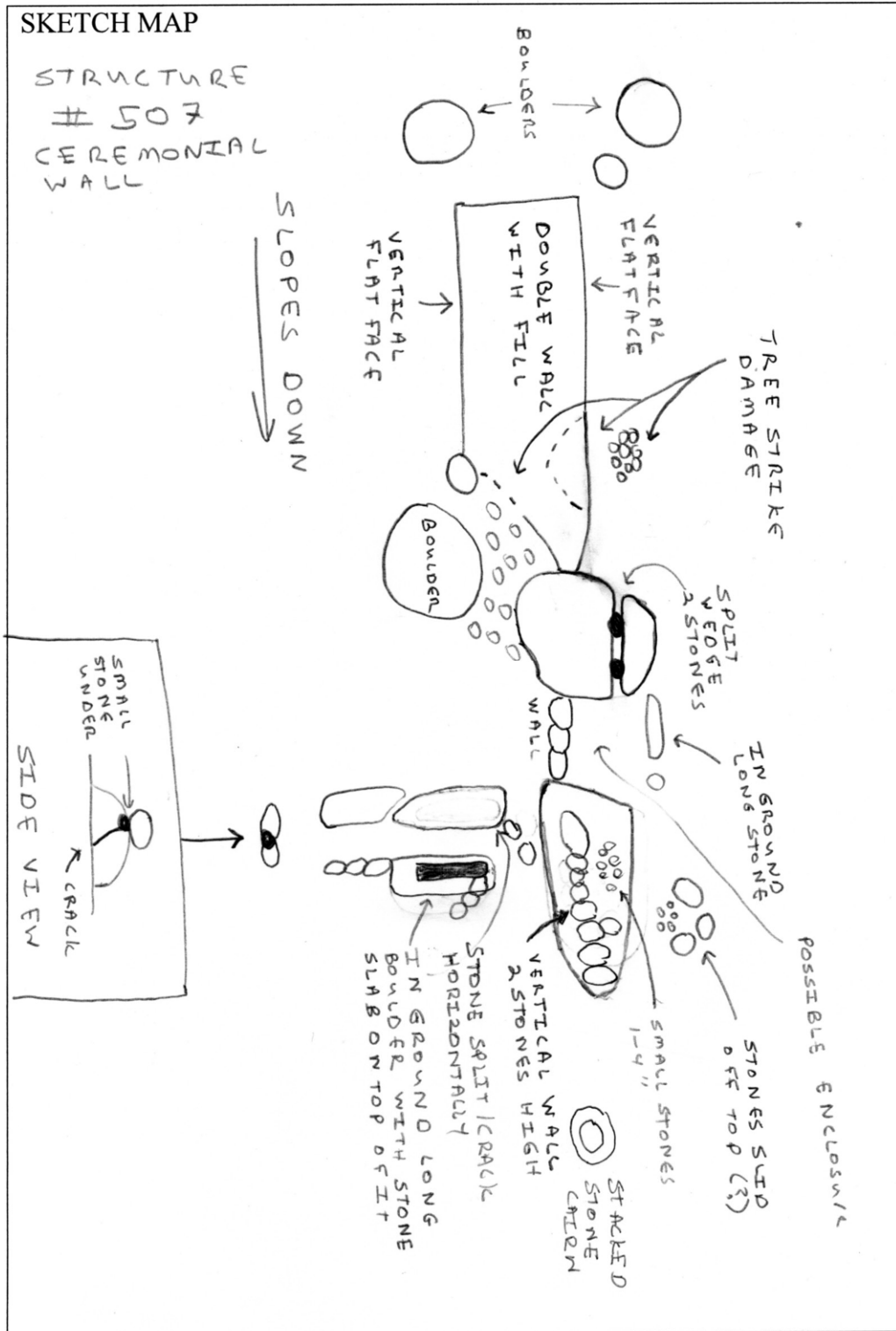


Parallel stones feature leading to wall (#507)



The outcrop at which the wall starts





Overall sketch map of wall



Double wide wall section (#507)



Enclosure integrated into wall (#507)



**#508 Three Stones on Top of Boulder & Mound Attached**

Cairn: 3' W x 3' L  
Photos confusing  
Stone size: Medium



**#509 Enclosure embedded in stone wall #507 (see stone wall for details)**

**#510 Seven Stones on Top of Boulder**

Base stone: 2' H x 3 ½' L  
(Too much stone scatter on ground to consider any of the stones to be part of cairn)  
Stone sizes: Medium, small



**#511 Four Stones on Top of Boulder**

Three large stones form an enclosed space around a small stone.  
A small stone juxtaposed against a large stone or two has shown up several times at this site. It is beginning to form a pattern which someone might want to follow up on.  
Cairn: 2' H x 1 ½' W x 3' L  
Stone sizes: Large, small (1)





**#512a One Stone on Top of Boulder**

Stone size: large



**#512b One Stone on Top of Boulder**

Stone size: large



**#512c One Stone on Top of Boulder**

Stone size: large





**#513 Stone Slab Attached to Boulder**

Base stone: 2' H x 3' L

Stone slab: 1" Thick x 1' H x 1' W




**#514 Mound with Tail on Top of Boulder & Two Stones Attached to Boulder**

Base stone: 1' H x 6' L

**A - Mound**

1' H x 2' W x 2 ½' L

Stone sizes: Large, medium, small



**B - Tail**

2 ½' L

Four stones make up tail, two stones tucked in under first stone

Photos: 107 & 108

Stone sizes: Large (3), medium (3)



**C - Two Stones Attached**

Stone size: Medium

**#515 One Stone on Top of Split Stone**

Cairn: 3' W x 5' L  
Stone size: Large



**#516 Small Mound on Top of Boulder**

Cairn: 2' H x 2' W x 4' L  
Stone sizes: Large, medium, small  
Behind this cairn is a large boulder with a triangular shaped underside.  
It is close to the cairn 516 but does not appear to be associated with it.  
The boulder contains cairn 517.





**#517 / #49B Split Stone with an Open-End/Closed-End Trails to Ground Cairn**

Base stone: 5' H x 6' W x 6' L  
Stone sizes: Large, medium, small

This is a complex cairn with several different designs integrated into it.

Split: V shaped is filled with stone to the top (right)



Open-End/Closed-End: Vertical wall starts at the split and works its way around the extended end of the boulder where it stops leaving an open section that trails to the ground. (right)



Note: Steve felt there was a small niche at the base of the vertical wall. There is a small opening under one of the bottom stones but that stone slants downward suggesting the opening was coincidental. If it was an intended niche we should see a level roof if not an actual lintel stone. (right)





**#518 Mound with Tail on Top of Boulder**

Tail: Attached line of 4 or 5 stones  
Cairn: 2 ½' H x 2' W x 10' L  
Stone sizes: Large, medium, small



**#519 Two Groups of Stones on Top of Boulder**

Groups are separated by an extra large boulder in the middle

A - 2' W x 5' L  
Stone sizes: Large, medium

B - 1' W x 3' L  
L shaped layout  
Stone sizes: Large, medium



Group "B" – L shape layout





**#520 Five Stones on Top of Boulder**

Cairn: 1' H x 2' W x 2 ½' L  
Stone sizes: Large, medium



**#521 Three Stones on Top of Boulder & Mound Attached to Boulder**

On top: Two large stones & one small stone  
Mound: 1' W x 4' L  
Stone sizes: Medium, small



**#522 One Stone on Top of Boulder**

Stone size: Large (12" L)



**#523 Two Stones on Top of Boulder**

One extra large stone slab 14" W x 2' L (right)

One small stone underneath slab (not a support stone) 4" L (bottom photo)





**#524 Split Wedge Cairn & One Stone on Top of Boulder**

**A - Split: One small stone wedged into split**



**B - On top: One large stone**

Cairn: 2' H x 2' W x 3' L

Stone sizes: Large, small



**#525 One Stone on Top of Boulder**

Stone size: Large (18" L)



**#526 Split Stone Cairn**

Split: Two stones in split  
On Top: Three stones  
Cairn: 1 ½' H x 3' W x 4' L  
Stone sizes: Large, medium, small



**#527 One Stone on Top of Two Boulders**

Stone size: Large



**#528 Four Stones on Top of Boulder**

Base stone: 3' W x 4' L  
Stone sizes: Large, medium, small





**#529 Multi-Stone, Non-Mound on Ground**

Cairn: 1' H x 3' W x 5' L  
Stone sizes: Large, medium



**#530 Double Boulder Split Stone Cairn & Two Stones on Top of Boulder**

Split filled with stone  
Cairn: 2' H x 3' W x 6' L  
Stone sizes: Large, medium, small



**#531 One Stone on Top of Boulder**

Base stone: 2' W x 3' L  
Stone size: Large (18" x 1')





### #532 Six Stones on Top of Boulder

Base stone: 1' H x 3' W x 4' L  
Stone sizes: Large, medium



### #533 One Stone on Top of Boulder

Base stone: 1' H x 2' L  
Stone on top: Triangular shaped  
1' H x 2' L



### #534 Enclosure

What Steve separated into individual cairns appears to an enclosure with an oddly built wall. One section does seem to be a cairn. It has small stones in comparison to the larger stones used in the wall.

Enclosure interior: 2' H x 5' L  
Cairn: 3' W x 3' L  
Stone sizes: Large, medium, small





**#535 One Stone on Top of Boulder**

Base stone: 1 ½' H x 2' W x 3' L

Stone size: Large



**#536 One Stone on Top of Boulder**

Stone size: Large



**#537 One Stone on Top of Boulder**

Stone size: Large



**#538 One Stone on Top of Boulder**

Stone size: Large



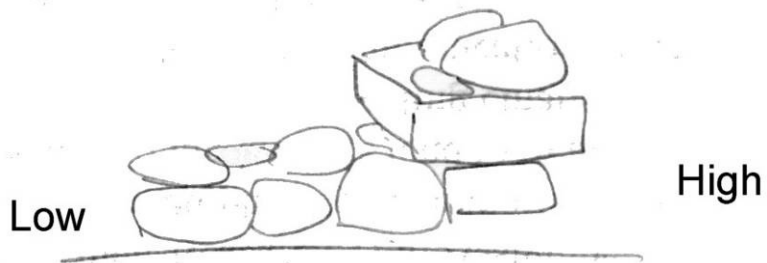
**#539 High-Low Rock Stack Cairn**

Cairn: 3' W x 5' L

Stone sizes: Large, medium, small

41° 29' 12.0582" N

71° 45' 30.5850" W





**#540 Multi-Stone, Non-Mound on boulder**

Cairn: 1' H x 2' W x 3' L

Stone size: Large

41° 29' 11.8524" N

71° 45' 30.8441" W



**#541 One Stone on Top of Boulder**

Stone size: Large



**#542 One Stone on Top of Boulder**

Stone size: Large





**#543 One Stone on Top of Boulder**

Stone size: Large



**#544 Seven Stones on Top Boulder & Multiple Rock Stack Cairn Attached to Boulder**

**A - Seven Stones on Top Boulder**

Single layer

Cairn: 1 ½' W x 3' L

Stone sizes: Large, medium, small



**B - Multiple Rock Stack Cairn Attached to Boulder**

Cairn: 3' H x 3' L

Stone sizes: Large, medium





**#544C - Second separate cairn: One Stone on Top  
Boulder**

Stone size: Medium



**#545 Multi-Stone, Non-Mound on Top of Boulder & One Stone Attached to second Boulder**

**A - Multi-Stone, Non-Mound on Top of Boulder**

Cairn: 2 ½' H x 2' W x 4' L

Stone sizes: Large, medium, small



**B - Potential Mound on Ground (surface level top)**

It is between two boulders.

Stone sizes: Large, medium



**C - One Stone Attached to second Boulder**

Thin flat slab

Stone size: Medium





**#546 One Stone on Top of Boulder**

Base stone: 1 ½' H x 2' W x 3' L  
Stone size: Large, 14" L



**#547 Four Stones on Top of Boulder & Three Stones Attached to Boulder**

Four stones: Stone slab leveled by two thin stones  
One stone on top of slab  
Cairn: 2 ½' H x 2' W x 5' L  
Stone sizes: Extra large, large, medium



**#548 One Stone on Top of Boulder**

Stone size: Large



**#549 One Stone on Top of Boulder**

Stone size: Large



**#550 Three Stones on Top of Boulder**

Base stone: 1' H x 1 ½' W x 4' L  
Stone size: Large (2), small (1)



**#551 Two Stones on Top of Boulder**

Stone size: Large





**#552 Small Mound on Top of Boulder**

Base stone: 2' H x 2' W x 3' L  
Stone sizes: Large, medium, small



**#553 Single Layer of Stones on Top of Boulder**

One stone separated from group  
Base stone: 3' W x 4' L  
Stone sizes: Large, medium, small



**#554 Two Stones on Top of Boulder**

Thin stones  
Stone size: Large





**#555 Low Mound on Top of Boulder**

Cairn: 3' H x 4' W x 7' L

Odd shaped stone on top (middle photo). It is longer than the other stones making it stand out

Split in base stone: tree root grew into a crack and created the split. The split is therefore not a feature (bottom photo)

Stone sizes: Large, medium, small





### #556 Unusual Design

Large boulder raised on three thin flat medium stones (top & middle photos)

One support stone rests on the tip of an extra large flat slab leaning against the base stone (top photo)

Underneath the raised boulder are one or two small stones

Base stone was propped up on a small stone (bottom photo)

One small stone is attached to the base stone

Cairn: 2' H x 2' W x 3' L

Stone sizes: Extra large, large, medium, small





**#557 Split Stone Cairn**

One stone inside thin split  
One stone on top, covers top  
Stone sizes: Extra large (14" W x 2' L),  
extra small (1" W x 2" L)



**#558 Split Stone Cairn**

No stones in split  
One stone on top each side  
Cairn: 1' H x 4' W x 5' L  
Stone size: Large



**#559 Low Mound on Top of Boulder**

Cairn: 2' H x 6' W x 8' L  
Stone sizes: Large, medium, small





**#560 Stone Slab Attached to Boulder & Tight Group of Seven Stones on Top of Boulder & Six Stones on Top of Boulder**

A - Stone Slab Attached to Boulder  
Shape: Rectangular  
Size: 4" Thick x 1 ½' W x 2' L



B - Tight Group of Seven Stones on Top of Boulder



C - Six Stones on Top of Boulder  
Two are support stones underneath a stone slab  
Stone sizes: Extra large, large, medium, small





### #561 Open-End/Closed-End on Top of Boulder

Two large, flat topped boulders form base stone

Gap on one side is filled with stones

Stone sizes: Large, medium, small



### #562 Three Stones on Top of Boulder & One Stone Attached to Boulder

Arrow points to attached stone

Cairn: 20" H x 2' W x 2 1/2' L

Stone sizes: Large, small



### #563 Mound Attached to Boulder

Cairn: 20" H x 5' W x 6' L

Features:

One stone slab attached to side

Shape: Rectangular

Size: 2' H x 14" W

One standing stone next to boulder

Shape: Rectangular

Size: 10" H x 10" W

Stone sizes: Large, medium, small





**#563 (Continued)**

Feature: slab attached to boulder



Feature: Standing stone next to boulder



**#564 Propped Stone on Ground**

Possibly natural or possibly altered by man  
Stone size: 20" H x 18" W x 18" L



**#565 Single Layer on Top of Boulder & One Stone Attached to Boulder**

Cairn: 1 ½' H x 2' W x 5 ½' L  
Stone sizes: Extra large, medium, small  
Attached stone: Triangular shape  
Size: 1 ½' H



**#566 Two Stones on Top of Boulder**

Base stone: 1 ½' W x 2' L  
Stone size: Large





**#567 Seven Stones on Top of Boulder**

Base stone: 2' H x 3' W x 4' L  
Stone size: Large



**#568 Multi-Stone, Non-Mound on Top of Boulder & One Standing Stone next to Boulder**

Cairn: 16" H x 3 1/2' W x 4' L  
Standing stone: 6" thick x 1 1/2' H x 1 1/2' W  
Stone size: Large, medium



**#569 Mound on Top of Boulder & on Ground**

Cairn is half on and half off boulder but boulder is surface level so the bottom is level across.

Cairn: 2' H x 2 1/2' W x 5' L  
Stone sizes: Large, medium, small





**#570 One Stone on Top of Boulder & One Stone Attached to Boulder**

Cairn: 1 ½' H x 2' W x 3' L  
Stone sizes: Large, medium



**#571 Multi-Stone, Non-Mound on Top of Boulder with Tail**

Base stone: 2' H x 3' W x 5' L  
Tail: 1 ½' L  
Stone sizes: Large, medium, small



**#572 Double Boulder Split Stone Cairn**

Cairn: 2' H x 3' W x 7' L  
Split filled with stones continuing up to top of side boulder  
One stone on top opposite side boulder  
Stone sizes: Large, medium





**#573 Four Stones on Top of Boulder**

Cairn: 3 ½' H x 4' L

Stone sizes: Large (3), small (1- 3" L)



**#574 Two Stones on Top of Boulder**

Base stone: 2' W x 3' L

Stone size: Large



**#575 Six Stones on Top of Boulder & One Attached**

Cairn: 2' H x 3' L

Stone sizes: Extra large, large

41° 29' 11.7590" N

71° 45' 30.0207" W





**#576 One Stone on Top of Boulder**

Stone size: Large



**#577 Multi-Stone, Non-Mound on Top of Boulder & One Stone Attached to Boulder**

Cairn: 18" H x 5' L

Stone sizes: Large, medium, small



**#578 One Stone on Top of Boulder**

Stone size: Large





### #579 Three Stones on Top of Boulder

Stone size: Large



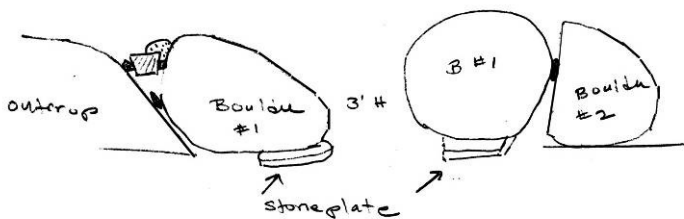
### #580 Unusual Double Split Stone Cairn

**First Split & Boulder #1:** Extra large boulder with stone plate underneath it tilts toward an outcrop about its same height. Wedged into the split is a large block of stone with a stone wedge on either side. Another stone was placed with it at the top of the split. Deep inside the split is a thin stone.




**Second Split & Boulder #2:** The two boulders make up this cairn. There is a narrow split with a small thin stone wedge inside the split.

Stone sizes: Large, medium, small



**#580 (Continued)**





**#581 Five Stones on Top of Boulder**

Three of the stones are quartz  
Cairn: 2' H x 2' W x 2' L  
Stone sizes: Large, medium, small



**#582 Two Cairns on Top of Boulder & One Stone Attached to Boulder**

**A - One Stone Attached to Boulder**  
Thin, flat slab  
Stone size: L



**B - Four or Five Stones on Top of Boulder**  
Tight Group  
Stone sizes: Large, medium





**#582 (Continued)**

**C - Four Stones on Top of Boulder**

Tight Group

Stone sizes: Large



**#583 Multi-Stone, Non-Mound on Top of Boulder**

Cairn: 2' H x 2' W x 6' L


Stone sizes: Large, medium, small



**#584 Elongated Line – Multi-Stone, Non-Mound on Ground**

Cairn: 2' H x 2' W x 9' L

Stone sizes: Extra large, large





**#585 Four Stones Attached to Boulder**

Non-Mound

Cairn: 3' W x 5' L

Feature: Manitou shaped stone, feature?

Stone sizes: Extra large, large, medium



**#586 Rock Stack on Top of Boulder & Two or Three Stones on Top of Boulder**

Rock stack: Two stones high

Stone sizes: Extra large, medium



**#587 One Stone on Top of Boulder**

Stone size: Large





**588 Possibly the beginning of an intended larger cairn**

Large stones arranged on outer edge go half way around base stone  
Several smaller stones on the inside area on top of boulder  
Another arc of large stones is arranged on the ground half ways around base of boulder  
Cairn: 4' W x 5' L  
Stone sizes: Large, medium, small



**#589 Three Stones on Top of Boulder**

Base stone: 6" H x 14" W x 6' L (Bar of stone)  
On top: two slabs and one cobble stone  
Stone sizes: Large



**#590 Split Stone with Compound Cairn**

Base stone: 4' H x 10' L  
Split: Filled with stones  
Vertical Walled with Stone Fill on Top  
Boulder





**#590 (Continued)**

Quartz stone inside split



Rock Stack on Top Boulder – Three stones high



Rock Stack Attached to Indented Corner of Boulder



**#590 (Continued)**

One Stone on Top Boulder



**#591 One Stone on Top of Boulder**

Stone size: Large



**#592 One Stone on Top Split of Boulder**

Stone size: Large





**#593 Four Stones on Top of Boulder**

Three large stones were arranged to form an enclosure around the medium stone.

Base stone: 1 ½' x H 3' x W x 5' L

Stone sizes: Extra large, medium



**#594 Multi-Stone, Non-Mound on Top of Boulder**

Cairn: 2' H x 5' W x 6' L

Feature: Extra long stone bar has a stone wedged under it about the middle of its side. Likely used to keep bar from sliding down side of base stone. In addition, the wedged support stone juts out like a tongue. This may be a feature.

Stone sizes: Extra large, large, medium



**#595 Single Layer of Stones on Top of Boulder & One Stone Attached to Boulder**

Stone sizes: Large, medium, small

41° 29' 12.0164" N

71° 45' 28.5364" W



**#596 One Stone on Top of Boulder & Two Stones Attached to Sides of Boulder**


All three stones are thin slabs

A - Single stone attached to pointed side of boulder

B - Single stone on top of boulder; note stone was placed so part of it juts out over the side

C - One stone leans against a low boulder beside the base stone

Stone sizes: Large





**#596 (Continued)**

Stone "B" top of photo  
Stone "C" bottom of photo



**#597 Two Stones on Top of Boulder & Two Stones Attached to Boulder**

All four stones are flat slabs

A - Two on top: Rectangular slab is propped up by a second smaller slab partially underneath it.

B - Two stones attached: these are separate stones spaced apart from each other.

Base stone: 3' H x 8' L

Stone sizes: Large



**#598 One Stone on Top of Boulder**

Stone size: Large





### #599 Split Stone Cairn

Narrow split with thin flat stones inside  
One rectangular stone slab on top leveled  
by a small stone under one side. Slab  
partially juts out over split.  
Base stone: 2' H x 4' W x 6' L  
Stone sizes: Large, medium, small



Stones inside split



Rectangular stone slab on top leveled  
by a small stone under one side. Slab partially  
juts out over split.





**#600 Five Stones on Top of Boulder**

Single layer, three stones in a line, other two stones spread out  
Base stone: 3' W x 3' L  
Stone sizes: Large, medium



**#601 Four Stones on Top of Boulder**

Cairn: 2' H x 2' W x 2' L  
Stone size: Large



**#602 Two Stones on Top of Boulder**

Cairn: 1' H x 1' W x 2' L  
Stone size: Large





**#603 Double Boulder Split Stone**

Cairn: 2' H x 5' W x 6' L

Mound on Top

Split: Several stones wedged into top of split

Stone sizes: Large, medium, small



**#604 Multi-Stone, Non-Mound on Top of Boulder**

Cairn: 2' H x 2' W x 3' L

Stone sizes: Large, medium, small



**#605 Low Mound on Top of Boulder & Stones Attached to Boulder & Rocking Stone**

Cairn: 2 ½' H x 7' L

Attached: Large rectangular slab and several small thin stones. Hard to tell if intentional or slipped off top

Rocking Stone: Semi-rectangular stone laid flat on top of two large stones, 6" thick x 18" W x 18" L

Stone sizes: Large, medium, small





**#605 (Continued)**

Rocking Stone



**#606 Three on Top of Boulder & Three Attached to Boulder\***

Base stone: 2' H x 3' L

\*Feature (attached): A cross between a Manitou shaped stone and a triangular shaped stone was stood upright in a standing stone position with a narrow gap between it and the base stone. In between are two small stones connecting it to the base stone.

Stone sizes: Large, medium, small





**#607 Double Boulder Split Stone Cairn**

Base stone: 3' H x 6' L



**A - Two Stones on Top Boulder  
Spread out**



**B - Three Stones on Top of Split**

Two large stones with one small stone  
wedged in top  
Stone sizes: Large, medium, small





**#608 High-Low Cairn on Top of Boulder**

Half the cairn is made up of large and medium stones piled up  
Other half of cairn is made up of small stones in a single layer  
Cairn: 2' H x 4' L  
Stone sizes: Large, medium, small



**#609 Multi-Stone, Non-Mound on Top of Boulder & Attached to Boulder**

Base stone: 1' H x 3' L  
Stones were placed on top of a low base stone abutting a high base stone in doing so the stones are on top and attached.

Stone sizes: Large, medium, small



**#610 Elongated Line of Stones on Top of Boulder**

It looks like two boulders make up the base  
Cairn: 1' H x 1' W x 6' L  
Stone sizes: Large, medium





**#611 One Stone on Top of Boulder**

Stone size: Large



**#612 Four Stones on Top of Boulder**

Cairn: 1' W x 1 1/2' L

Stone size: Large, medium



**#613 Low Vertical Wall with Fill on Top of Boulder**

Interior half filled with stones

Cairn: 1 1/2' H x 3' W x 4' L





**#614 Seven Stones on Top of Boulder**

Base stone: 1 ½' H x 3' W x 4' L  
Stone size: Large, medium, small



**#615 Multi-Stones, Non-Mound on Top of Boulder**

Cairn: 1 ½'H x 3' W x 3' L  
Stone size: Large, medium



**#616 Single Layer on Top of Boulder**

Base stone: 3' H x 4' W x 12' L  
Cairn: 6' L  
Stones lined up on edge of top  
Stone sizes: Extra large, large, medium





**#617 Propped Boulder on Top of Bedrock**

Extra large boulder has a stone underneath on one side propping it up  
It is on surface level bedrock  
Stone size: 1 ½' H x 2' L



**#618 Mound Like Pile of Stones on Top of Boulders**

Cairn: 1 ½' H x 4' W x 7' L  
Stone sizes: Extra large, large, medium



**#619 Five Stones on Top of Boulder**

Stone size: Large, medium, small





**#620 Four or Five Stones on Top – Attached to Boulder**

Two large stones on top and one or two small stones on top  
Small stones are underneath the large stones and hard to see  
One large stone attached is a continuation of the stones on top  
Base stone: 1' H x 3' W x 5' L  
Stone sizes: Large, small



**#621 Six Stones Attached to Boulder**

May be a natural arrangement  
Cairn: 3' W x 4' L  
Stone size: Large



**#622 Two Stones on Top of Boulder**

Stone size: Large





**#623 Natural Feature**

Large stone set on top another stone and leans against a stone – Looks natural



**#624 Mound on Top of Boulder**

Cairn: 2' H x 4' W x 5' L  
Stone sizes: Large, medium, small



**#625 Multi-Stone, Non-Mound on Top of Boulder**

Cairn: 2' H x 3' W x 4' L  
Stone sizes: Large, medium





**#626 Single Layer of Stones on Top of Boulder**

Five to seven stones, two on outer edge are unclear if they are part of cairn  
Extra large stone slab leans against side, size 1 ½' W x 2' L (included in single layer)  
Base stone: 2' W x 6' L  
Stone sizes: Extra large, medium, small



**#627 Double Layer of Stones on Top of Boulder**

Cairn: 1' H x 2' W x 4' L  
Stone sizes: Large, medium, small



**#628 Three Large Stones in a Line & Mound Attached to Large Stones on Top of Boulder**

Cairn: 1' H x 2' W x 4' L  
Stone sizes: Large, medium, small





**#629 One Stone on Top of Boulder**

Stone size: Large



**#630 Mound on Top of Boulder**

Cairn: 20" H x 3' W x 3' L  
Stone sizes: Large, medium, small



**#631 Two Propped Stones & Two Stones on Top of Boulder**

Propped Stone #1:  
Extra large rectangular slab  
2' W x 3' L x 6" Thick





**#631 (Continued)**

Propped Stone #2: Medium size stone propped up by small support stone, next to it are two medium sized stones forming a line

Stone sizes: Extra large, medium, small



**#632 Single Layer on Top of Boulder**

Seven stones

Two groups of three stones and a single alone

Cairn: 1 1/2' W x 5' L

Stone sizes: Large, medium, small



**#633 Single Layer on Top of Boulder**

One extra large Perched Stone

Tight group of medium and small stones

Cairn: 4' W x 4' L

Stone sizes: Large, medium, small





**#634 One Stone Attached to Boulder**

Shape: Square block  
Base stone: 1' W x 2' L  
Stone size: Medium



**#635 Single Layer on Top of Boulder**

One large cobble stone and multiple medium and small flat stones  
Cairn: 1 ½' W x 3' L  
Stone sizes: Large, medium, small



**#636 Split Wedge Cairn & Four Stones on Top of Boulder**

Single stone wedged in split  
Cairn: 2' H x 2 ½' W x 3' L  
Stone sizes: Large, medium






**#637 Five Stones on Top of Boulder**

Base stone: 8" H x 2' W x 4' L  
Stone sizes: Large, medium, small



**#638 Low Mound on Top of Boulder**

Base stone: 20" H x 5' L  
Stone sizes: Large, medium, small



**#639 Three Stone on Top of Boulder**

One large stone and two small stones  
Base stone: 8" H x 18" W x 2 ½' L  
Stone sizes: Large, small





**#640 Two Stones Attached to Boulder**

Boulder is tall  
Stones: slab & block  
Base stone: 3' H x 3' W  
Stone sizes: Large



**#641 One Stone on Top of Boulder**

Stone size: Large



**#642 One Stone on Top of Boulder**

Stone size: Large





**#643 One Stone Attached to Boulder**

Stone size: 1" Thick x 8" W x 14" H



**#644 Three Stones on Top Boulder & One Stone Attached to Boulder (? Natural)**

Base stone: 2' H x 2 ½' W x 4' L, sits on top of an in-ground boulder and has a natural opening underneath, do not think this is a feature

Stone size: Large



**#645 One Stone on Top of Boulder**

Stone size: Large





### #646 Split Stone Cairn

Split was created by a stone slab split off the base stone. There is a narrow gap between the two stones creating the split  
Two stones wedged into top of split  
Seven stones on top of boulder  
Base stone: 4' H x 4' W x 7' L  
Stone sizes: Medium, small



### #647 One Stone on Top of Boulder

Base stone: 6" H x 2' W x 2' L  
Stone size: Large





**#648 Five Stones on Top of Boulder**

One stone is propped up  
Cairn: 1 ½' H x 2' W x 4' L  
Stone sizes: Extra large, large



**#649 Split Stone Base**

Four Stones on Top Wide Side  
Two Stones on Top Narrow Side  
Two Stones Attached:  
(a) Square slab – 1 ½' H x 2' W  
(b) Pointed slab – 6" W x 1' H  
Base stone: 3 ½' W x 2' H



**#650 Multi-Stone, Non-Mound on Top of Boulder**

Cairn: 2 ½' H x 2' W x 6' L  
Stone sizes: Extra large, large, medium





**#651 Single Layer of Stones on Top of Boulder**

Cairn: 2' H x 3' W x 3' L

Stone sizes: Large, medium, small



**#652 Vertical Walled with Fill on Top of Boulder**

Cairn: 2' H x 2' W x 3' L

Stone sizes: Large, medium, small



**#653 Five Stones on Top Boulder & Two Stones Attached to Boulder**

Cairn: 2' H x 3' W x 3' L

Stone sizes: Large, medium, small





**#654 Multi-Stone, Non-Mound on Top of Boulder**

Cairn: 1' H x 3' W x 4' L  
Stone sizes: Large, medium, small



**#655 Mound on Ground**

Cairn: 1' H x 3' W x 2 1/2' L  
Stone sizes: Large, medium, small



**#656 One Stone on Top of Boulder**

Stone size: Large





**#657 Two Stones Attached to Boulder**

Cairn: 3' W x 3' L

Stone size: Large, medium



**#658 Five Stones on Top of Boulder**

Single layer, tight group

Base stone: 2' W x 2' L

Stone sizes: Medium, small



**#659 Two boulders each with a stone attached**

They could be man-made or natural

